

- Torque motor 2 Nm
- Nominal voltage AC 230 V
- Control 3-point



Technical data

Electrical data	Nominal voltage	AC 230 V
	Nominal voltage frequency	50 Hz
	Nominal voltage range	AC 207...253 V
	Power consumption in operation	1 W
	Power consumption for wire sizing	1 VA
	Connection supply / control	Cable 1 m, 3 x 0.75 mm ²
	Parallel operation	No
Functional data	Torque motor	2 Nm
	Manual override	with hand crank
	Running time motor	105 s / 90°
	Sound power level, motor	35 dB(A)
	Position indication	Mechanical
Safety data	Protection class IEC/EN	II, reinforced insulation
	Degree of protection IEC/EN	IP40
	EMC	CE according to 2014/30/EU
	Low voltage directive	CE according to 2014/35/EU
	Certification IEC/EN	IEC/EN 60730-1 and IEC/EN 60730-2-14
	Mode of operation	Type 1
	Rated impulse voltage supply / control	4 kV
	Pollution degree	3
	Ambient humidity	Max. 95% RH, non-condensing
	Ambient temperature	-7...50°C [19...122°F]
	Storage temperature	-40...80°C [-40...176°F]
Servicing	maintenance-free	
Weight	Weight	0.26 kg

Safety notes



- This device has been designed for use in stationary heating, ventilation and air-conditioning systems and must not be used outside the specified field of application, especially in aircraft or in any other airborne means of transport.
- Outdoor application: only possible in case that no (sea) water, snow, ice, insulation or aggressive gases interfere directly with the device and that it is ensured that the ambient conditions remain within the thresholds according to the data sheet at any time.
- Caution: Power supply voltage!
- Only authorised specialists may carry out installation. All applicable legal or institutional installation regulations must be complied during installation.
- The actuator is to be protected against moisture. It is not suitable for outdoor applications.
- The correct functioning of the strain relief for the cable in the actuator housing is to be checked.
- The installer must check for correct principle of operation after installation.
- The device may only be opened at the manufacturer's site. It does not contain any parts that can be replaced or repaired by the user.
- The device contains electrical and electronic components and must not be disposed of as household refuse. All locally valid regulations and requirements must be observed.

Product features

- Simple direct mounting** Simple direct mounting on the ball valve with only one screw. The mounting orientation in relation to the ball valve can be selected in 90° steps.
- Manual override** Manual override possible with lever (the gearing is disengaged as long as the self-resetting lever is pressed).
- High functional reliability** The actuator switches off automatically when the end stops are reached. Pulse duration ≥ 0.5 s

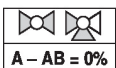
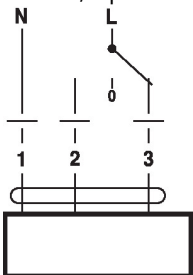
Electrical installation



Caution: Power supply voltage!

Wiring diagrams

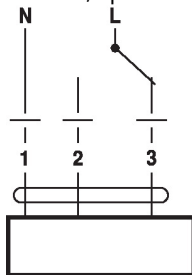
AC 230 V, 3-point



Cable colours:

- 1 = blue
- 2 = brown
- 3 = white

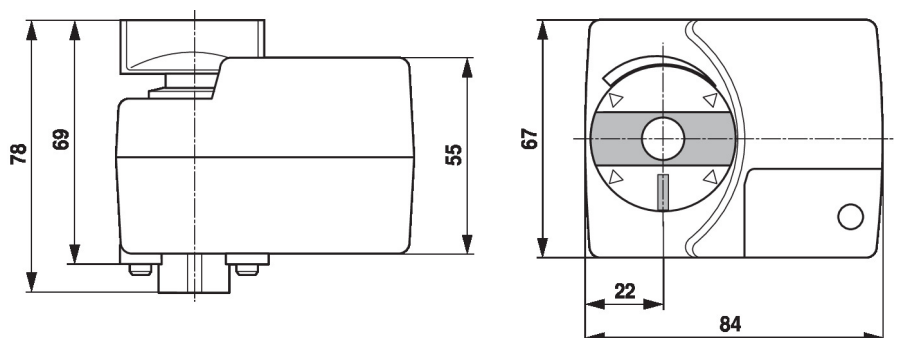
AC 230 V, open/close



Cable colours:

- 1 = blue
- 2 = brown
- 3 = white

Dimensions



Further documentation

- The complete product range for water applications
- Data sheets for ball valves
- Installation instructions for actuators and/or ball valves
- General notes for project planning