

Data sheet

Oil Nozzles Type HVO

Application



Oil nozzles type HVO are designed for domestic oil burners operating with HVO biofuels or blends hereof. As to the construction and atomizing, the HVO nozzle is based on the same design as all types of Danfoss brass nozzles.

Features:

- HVO biofuels or blends hereof
- 100% capacity and performance tested
- kW/h marking

Identification

The HVO nozzles are marked with this information:

Danfoss		HVO	kg/hr	kW/h(g)	60°S
			1.26	16.4	

Danfoss
30-369.10

Stamped on the flats:

	Batch number for internal use
HVO	Conformity mark
1.26	Nominal throughput in kg/h @ 10 bar (according to HVO)
16.4	Nominal gross "(g)" Calorific Value (CV) burner throughput in kW/h @ 10 bar
60°S	Spray angle and pattern (S = Solid, H = Hollow)

Filters

<p>DANFOSS A.30-169.10</p>	<p>DANFOSS A.30-169.10</p>
Capacity 0.40 to 0.85 USgal/h: 45 µm sintered bronze	Capacity 1.00 to 1.75 USgal/h: 75 µm sintered bronze

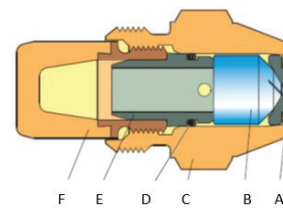
Technical data

Capacity kg/h	Spray angle				Capacity kW/h
	60°S	80°S	60°H	80°H	
1.26	030B0604	-	-	-	16.4
1.99	030B0607	-	-	-	25.9
2.74	030B0610	-	-	-	35.6

Design

O-ring sealing on sizes 0.60 USgal/h and below

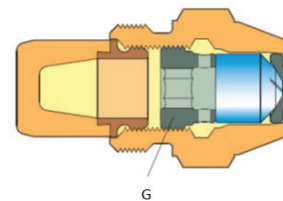
- A. Disc
- B. Cone
- C. Nozzle housing
- D. O-ring
- E. O-ring adapter
- F. Sinter filter



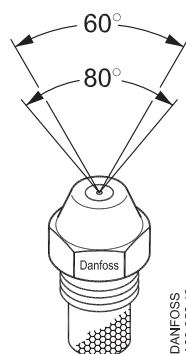
Danfoss
30-366.10

Bottom screw on sizes 0.65 USgal/h and above


- G. Bottom screw



Spray angles and patterns




DANFOSS
A30-358.10



H (Hollow)

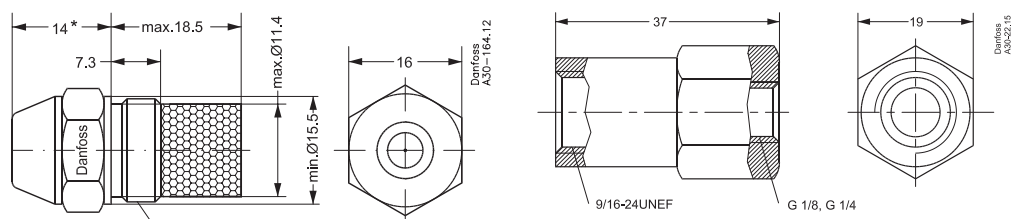
Danfoss
A30-244.10



S (Solid)

Danfoss
A30-243.10

Dimensions



*EN standard

Nozzle holder

Calorific Values (CV)

Net CV HVO Nozzle Outputs kW/h			
Pressure (bar)	Nozzle capacity @ 10 bar		
	1.26 kg/h	1.99 kg/h	2.74 kg/h
5	12.2	17.7	24.0
6	13.0	19.2	26.2
7	13.7	20.5	28.1
8	14.3	21.9	30.1
9	14.9	23.1	31.8
10	15.4	24.3	33.5
11	15.9	25.4	35.1
12	16.5	26.4	36.4
13	16.9	27.4	37.9
14	17.4	28.5	39.2
15	17.8	29.2	40.6
16	18.2	30.2	41.7
17	18.6	31.0	43.0
18	19.1	31.8	44.1

Gross CV HVO Nozzle Outputs kW/h			
Pressure (bar)	Nozzle capacity @ 10 bar		
	1.26 kg/h	1.99 kg/h	2.74 kg/h
5	13.0	18.9	25.5
6	13.8	20.4	27.8
7	14.6	21.9	29.9
8	15.2	23.3	32.0
9	15.9	24.6	33.8
10	16.4	25.9	35.6
11	16.9	27.1	37.3
12	17.6	28.1	38.8
13	18.0	29.1	40.3
14	18.5	30.3	41.8
15	19.0	31.1	43.2
16	19.4	32.1	44.4
17	19.8	33.0	45.8
18	20.3	33.8	47.0



Additional documentation on burner components is available on <http://heating.danfoss.com/> or <https://store.danfoss.com/>

Danfoss Limited
Heating Segment • danfoss.uk • +44 (0)1895 617000 • E-mail: customerservice.uk@danfoss.com

Danfoss can accept no responsibility for possible errors in catalogues, brochures and other printed material. Danfoss reserves the right to alter its products without notice. This also applies to products already on order provided that such alterations can be made without subsequential changes being necessary in specifications already agreed. All trademarks in this material are property of the respective companies. Danfoss and all Danfoss logotypes are trademarks of Danfoss A/S. All rights reserved.